

YEAR 9 ENGLISH: COMPARATIVE ESSAY


Disney's *Mulan* (1998) vs Disney's *Mulan* (2020)

Due date: 7 March 2024 ✨ Word count: 700

Essay question: Compare and contrast how the film techniques in Disney's *Mulan* (1998) and *Mulan* (2020) have been used to portray Chinese culture.

Instructions:

1. Watch both films, taking notice of similarities and differences. Remember, you are looking specifically at **film techniques**: cinematography (camera work e.g. shots, angles, focus, movement), mise-en-scene (visual elements e.g. lighting, sets, props, costumes), sound, and editing and **how they have been used** to portray Chinese culture.
2. Do the Venn Diagram **group activity** to brainstorm the main differences and fill out the **examples table** to find examples of the film techniques used in each version.
3. Choose which three main similarities or differences to focus on. Write your **thesis statement**.
4. Plan your essay. Use the planning tools provided to make sure your essay has the correct format and each paragraph is structured correctly.
5. Write a draft of your essay, proofread, and submit for checking. Make changes based on feedback and submit a final copy.



MARKING RUBRIC

Performance Standards:	A	B	C	D
Introduction paragraph: <ul style="list-style-type: none"> Contains a hook and some background information to introduce the topic. Contains a clear thesis statement stating whether the essay will mainly focus on similarities, mainly differences, or both. Contains a brief summary of the 3 main points of comparison that will be covered in the essay. 				
Body paragraphs: <ul style="list-style-type: none"> Paragraphs are structured correctly in PEEL format. Each must contain a point, an example from each film, an explanation of each example, and a link. Examples are well chosen and specific, clearly demonstrating the selected technique. Explanations are clear and detailed, describing how these techniques have been used to portray Chinese culture. 				
Conclusion: <ul style="list-style-type: none"> Repeats the thesis statement and summary of 3 main points (in different words to introduction). Concludes with takeaway message or final point about the two films. 				
Language & Editing: <ul style="list-style-type: none"> Uses academic language correctly – no 1st person, slang, contractions, numerals etc Uses nominalised verbs Proof-read and edited with no errors in punctuation, spelling, grammar, capitalisation etc 				

YEAR 9 ENGLISH: COMPARATIVE ESSAY

Disney's *Mulan* (1998) vs Disney's *Mulan* (2020)

Due date: 7 March 2024 ✨ Word count: 700

Essay question: Compare and contrast how the film techniques in Disney's *Mulan* (1998) and *Mulan* (2020) have been used to portray Chinese culture.

Instructions:

1. Watch both films, taking notice of similarities and differences. Remember, you are looking specifically at **film techniques**: cinematography (camera work e.g. shots, angles, focus, movement), mise-en-scene (visual elements e.g. lighting, sets, props, costumes), sound, and editing and **how they have been used** to portray Chinese culture.
2. Do the Venn Diagram **group activity** to brainstorm the main differences and fill out the **examples table** to find examples of the film techniques used in each version.
3. Choose which three main similarities or differences to focus on. Write your **thesis statement**.
4. Plan your essay. Use the planning tools provided to make sure your essay has the correct format and each paragraph is structured correctly.
5. Write a draft of your essay, proofread, and submit for checking. Make changes based on feedback and submit a final copy.



MARKING RUBRIC

Performance Standards:	A	B	C	D
Introduction paragraph: <ul style="list-style-type: none"> Contains a hook and some background information to introduce the topic. Contains a clear thesis statement stating whether the essay will mainly focus on similarities, mainly differences, or both. Contains a brief summary of the 3 main points of comparison that will be covered in the essay. 				
Body paragraphs: <ul style="list-style-type: none"> Paragraphs are structured correctly in PEEL format. Each must contain a point, an example from each film, an explanation of each example, and a link. Examples are well chosen and specific, clearly demonstrating the selected technique. Explanations are clear and detailed, describing how these techniques have been used to portray Chinese culture. 				
Conclusion: <ul style="list-style-type: none"> Repeats the thesis statement and summary of 3 main points (in different words to introduction). Concludes with takeaway message or final point about the two films. 				
Language & Editing: <ul style="list-style-type: none"> Uses academic language correctly – no 1st person, slang, contractions, numerals etc Uses nominalised verbs Proof-read and edited with no errors in punctuation, spelling, grammar, capitalisation etc 				

YEAR 9 ENGLISH: COMPARATIVE ESSAY


Disney's *Mulan* (1998) vs Disney's *Mulan* (2020)

Due date: 7 March 2024 ✨ Word count: 700

Essay question: Compare and contrast how the film techniques in Disney's *Mulan* (1998) and *Mulan* (2020) have been used to portray Chinese culture.

Instructions:

1. Watch both films, taking notice of similarities and differences. Remember, you are looking specifically at **film techniques**: cinematography (camera work e.g. shots, angles, focus, movement), mise-en-scene (visual elements e.g. lighting, sets, props, costumes), sound, and editing and **how they have been used** to portray Chinese culture.
2. Do the Venn Diagram **group activity** to brainstorm the main differences and fill out the **examples table** to find examples of the film techniques used in each version.
3. Choose which three main similarities or differences to focus on. Write your **thesis statement**.
4. Plan your essay. Use the planning tools provided to make sure your essay has the correct format and each paragraph is structured correctly.
5. Write a draft of your essay, proofread, and submit for checking. Make changes based on feedback and submit a final copy.



MARKING RUBRIC

Performance Standards:	A	B	C	D
Introduction paragraph: <ul style="list-style-type: none"> Contains a hook and some background information to introduce the topic. Contains a clear thesis statement stating whether the essay will mainly focus on similarities, mainly differences, or both. Contains a brief summary of the 3 main points of comparison that will be covered in the essay. 				
Body paragraphs: <ul style="list-style-type: none"> Paragraphs are structured correctly in PEEL format. Each must contain a point, an example from each film, an explanation of each example, and a link. Examples are well chosen and specific, clearly demonstrating the selected technique. Explanations are clear and detailed, describing how these techniques have been used to portray Chinese culture. 				
Conclusion: <ul style="list-style-type: none"> Repeats the thesis statement and summary of 3 main points (in different words to introduction). Concludes with takeaway message or final point about the two films. 				
Language & Editing: <ul style="list-style-type: none"> Uses academic language correctly – no 1st person, slang, contractions, numerals etc Uses nominalised verbs Proof-read and edited with no errors in punctuation, spelling, grammar, capitalisation etc 				

YEAR 9 ENGLISH: COMPARATIVE ESSAY

Disney's *Mulan* (1998) vs Disney's *Mulan* (2020)

Due date: 7 March 2024 ✨ Word count: 700

Essay question: Compare and contrast how the film techniques in Disney's *Mulan* (1998) and *Mulan* (2020) have been used to portray Chinese culture.

Instructions:

1. Watch both films, taking notice of similarities and differences. Remember, you are looking specifically at **film techniques**: cinematography (camera work e.g. shots, angles, focus, movement), mise-en-scene (visual elements e.g. lighting, sets, props, costumes), sound, and editing and **how they have been used** to portray Chinese culture.
2. Do the Venn Diagram **group activity** to brainstorm the main differences and fill out the **examples table** to find examples of the film techniques used in each version.
3. Choose which three main similarities or differences to focus on. Write your **thesis statement**.
4. Plan your essay. Use the planning tools provided to make sure your essay has the correct format and each paragraph is structured correctly.
5. Write a draft of your essay, proofread, and submit for checking. Make changes based on feedback and submit a final copy.



MARKING RUBRIC

Performance Standards:	A	B	C	D
Introduction paragraph: <ul style="list-style-type: none"> Contains a hook and some background information to introduce the topic. Contains a clear thesis statement stating whether the essay will mainly focus on similarities, mainly differences, or both. Contains a brief summary of the 3 main points of comparison that will be covered in the essay. 				
Body paragraphs: <ul style="list-style-type: none"> Paragraphs are structured correctly in PEEL format. Each must contain a point, an example from each film, an explanation of each example, and a link. Examples are well chosen and specific, clearly demonstrating the selected technique. Explanations are clear and detailed, describing how these techniques have been used to portray Chinese culture. 				
Conclusion: <ul style="list-style-type: none"> Repeats the thesis statement and summary of 3 main points (in different words to introduction). Concludes with takeaway message or final point about the two films. 				
Language & Editing: <ul style="list-style-type: none"> Uses academic language correctly – no 1st person, slang, contractions, numerals etc Uses nominalised verbs Proof-read and edited with no errors in punctuation, spelling, grammar, capitalisation etc 				

YEAR 9 ENGLISH: COMPARATIVE ESSAY


Disney's *Mulan* (1998) vs Disney's *Mulan* (2020)

Due date: 7 March 2024 ✨ Word count: 700

Essay question: Compare and contrast how the film techniques in Disney's *Mulan* (1998) and *Mulan* (2020) have been used to portray Chinese culture.

Instructions:

1. Watch both films, taking notice of similarities and differences. Remember, you are looking specifically at **film techniques**: cinematography (camera work e.g. shots, angles, focus, movement), mise-en-scene (visual elements e.g. lighting, sets, props, costumes), sound, and editing and **how they have been used** to portray Chinese culture.
2. Do the Venn Diagram **group activity** to brainstorm the main differences and fill out the **examples table** to find examples of the film techniques used in each version.
3. Choose which three main similarities or differences to focus on. Write your **thesis statement**.
4. Plan your essay. Use the planning tools provided to make sure your essay has the correct format and each paragraph is structured correctly.
5. Write a draft of your essay, proofread, and submit for checking. Make changes based on feedback and submit a final copy.



MARKING RUBRIC

Performance Standards:	A	B	C	D
Introduction paragraph: <ul style="list-style-type: none"> Contains a hook and some background information to introduce the topic. Contains a clear thesis statement stating whether the essay will mainly focus on similarities, mainly differences, or both. Contains a brief summary of the 3 main points of comparison that will be covered in the essay. 				
Body paragraphs: <ul style="list-style-type: none"> Paragraphs are structured correctly in PEEL format. Each must contain a point, an example from each film, an explanation of each example, and a link. Examples are well chosen and specific, clearly demonstrating the selected technique. Explanations are clear and detailed, describing how these techniques have been used to portray Chinese culture. 				
Conclusion: <ul style="list-style-type: none"> Repeats the thesis statement and summary of 3 main points (in different words to introduction). Concludes with takeaway message or final point about the two films. 				
Language & Editing: <ul style="list-style-type: none"> Uses academic language correctly – no 1st person, slang, contractions, numerals etc Uses nominalised verbs Proof-read and edited with no errors in punctuation, spelling, grammar, capitalisation etc 				

YEAR 9 ENGLISH: COMPARATIVE ESSAY

Disney's *Mulan* (1998) vs Disney's *Mulan* (2020)

Due date: 7 March 2024 ✨ Word count: 700

Essay question: Compare and contrast how the film techniques in Disney's *Mulan* (1998) and *Mulan* (2020) have been used to portray Chinese culture.

Instructions:

1. Watch both films, taking notice of similarities and differences. Remember, you are looking specifically at **film techniques**: cinematography (camera work e.g. shots, angles, focus, movement), mise-en-scene (visual elements e.g. lighting, sets, props, costumes), sound, and editing and **how they have been used** to portray Chinese culture.
2. Do the Venn Diagram **group activity** to brainstorm the main differences and fill out the **examples table** to find examples of the film techniques used in each version.
3. Choose which three main similarities or differences to focus on. Write your **thesis statement**.
4. Plan your essay. Use the planning tools provided to make sure your essay has the correct format and each paragraph is structured correctly.
5. Write a draft of your essay, proofread, and submit for checking. Make changes based on feedback and submit a final copy.



MARKING RUBRIC

Performance Standards:	A	B	C	D
Introduction paragraph: <ul style="list-style-type: none"> Contains a hook and some background information to introduce the topic. Contains a clear thesis statement stating whether the essay will mainly focus on similarities, mainly differences, or both. Contains a brief summary of the 3 main points of comparison that will be covered in the essay. 				
Body paragraphs: <ul style="list-style-type: none"> Paragraphs are structured correctly in PEEL format. Each must contain a point, an example from each film, an explanation of each example, and a link. Examples are well chosen and specific, clearly demonstrating the selected technique. Explanations are clear and detailed, describing how these techniques have been used to portray Chinese culture. 				
Conclusion: <ul style="list-style-type: none"> Repeats the thesis statement and summary of 3 main points (in different words to introduction). Concludes with takeaway message or final point about the two films. 				
Language & Editing: <ul style="list-style-type: none"> Uses academic language correctly – no 1st person, slang, contractions, numerals etc Uses nominalised verbs Proof-read and edited with no errors in punctuation, spelling, grammar, capitalisation etc 				

YEAR 9 ENGLISH: COMPARATIVE ESSAY


Disney's *Mulan* (1998) vs Disney's *Mulan* (2020)

Due date: 7 March 2024 ✨ Word count: 700

Essay question: Compare and contrast how the film techniques in Disney's *Mulan* (1998) and *Mulan* (2020) have been used to portray Chinese culture.

Instructions:

1. Watch both films, taking notice of similarities and differences. Remember, you are looking specifically at **film techniques**: cinematography (camera work e.g. shots, angles, focus, movement), mise-en-scene (visual elements e.g. lighting, sets, props, costumes), sound, and editing and **how they have been used** to portray Chinese culture.
2. Do the Venn Diagram **group activity** to brainstorm the main differences and fill out the **examples table** to find examples of the film techniques used in each version.
3. Choose which three main similarities or differences to focus on. Write your **thesis statement**.
4. Plan your essay. Use the planning tools provided to make sure your essay has the correct format and each paragraph is structured correctly.
5. Write a draft of your essay, proofread, and submit for checking. Make changes based on feedback and submit a final copy.



MARKING RUBRIC

Performance Standards:	A	B	C	D
Introduction paragraph: <ul style="list-style-type: none"> Contains a hook and some background information to introduce the topic. Contains a clear thesis statement stating whether the essay will mainly focus on similarities, mainly differences, or both. Contains a brief summary of the 3 main points of comparison that will be covered in the essay. 				
Body paragraphs: <ul style="list-style-type: none"> Paragraphs are structured correctly in PEEL format. Each must contain a point, an example from each film, an explanation of each example, and a link. Examples are well chosen and specific, clearly demonstrating the selected technique. Explanations are clear and detailed, describing how these techniques have been used to portray Chinese culture. 				
Conclusion: <ul style="list-style-type: none"> Repeats the thesis statement and summary of 3 main points (in different words to introduction). Concludes with takeaway message or final point about the two films. 				
Language & Editing: <ul style="list-style-type: none"> Uses academic language correctly – no 1st person, slang, contractions, numerals etc Uses nominalised verbs Proof-read and edited with no errors in punctuation, spelling, grammar, capitalisation etc 				

YEAR 9 ENGLISH: COMPARATIVE ESSAY

Disney's *Mulan* (1998) vs Disney's *Mulan* (2020)

Due date: 7 March 2024 ✨ Word count: 700

Essay question: Compare and contrast how the film techniques in Disney's *Mulan* (1998) and *Mulan* (2020) have been used to portray Chinese culture.

Instructions:

1. Watch both films, taking notice of similarities and differences. Remember, you are looking specifically at **film techniques**: cinematography (camera work e.g. shots, angles, focus, movement), mise-en-scene (visual elements e.g. lighting, sets, props, costumes), sound, and editing and **how they have been used** to portray Chinese culture.
2. Do the Venn Diagram **group activity** to brainstorm the main differences and fill out the **examples table** to find examples of the film techniques used in each version.
3. Choose which three main similarities or differences to focus on. Write your **thesis statement**.
4. Plan your essay. Use the planning tools provided to make sure your essay has the correct format and each paragraph is structured correctly.
5. Write a draft of your essay, proofread, and submit for checking. Make changes based on feedback and submit a final copy.



MARKING RUBRIC

Performance Standards:	A	B	C	D
Introduction paragraph: <ul style="list-style-type: none"> Contains a hook and some background information to introduce the topic. Contains a clear thesis statement stating whether the essay will mainly focus on similarities, mainly differences, or both. Contains a brief summary of the 3 main points of comparison that will be covered in the essay. 				
Body paragraphs: <ul style="list-style-type: none"> Paragraphs are structured correctly in PEEL format. Each must contain a point, an example from each film, an explanation of each example, and a link. Examples are well chosen and specific, clearly demonstrating the selected technique. Explanations are clear and detailed, describing how these techniques have been used to portray Chinese culture. 				
Conclusion: <ul style="list-style-type: none"> Repeats the thesis statement and summary of 3 main points (in different words to introduction). Concludes with takeaway message or final point about the two films. 				
Language & Editing: <ul style="list-style-type: none"> Uses academic language correctly – no 1st person, slang, contractions, numerals etc Uses nominalised verbs Proof-read and edited with no errors in punctuation, spelling, grammar, capitalisation etc 				

YEAR 9 ENGLISH: COMPARATIVE ESSAY


Disney's *Mulan* (1998) vs Disney's *Mulan* (2020)

Due date: 7 March 2024 ✨ Word count: 700

Essay question: Compare and contrast how the film techniques in Disney's *Mulan* (1998) and *Mulan* (2020) have been used to portray Chinese culture.

Instructions:

1. Watch both films, taking notice of similarities and differences. Remember, you are looking specifically at **film techniques**: cinematography (camera work e.g. shots, angles, focus, movement), mise-en-scene (visual elements e.g. lighting, sets, props, costumes), sound, and editing and **how they have been used** to portray Chinese culture.
2. Do the Venn Diagram **group activity** to brainstorm the main differences and fill out the **examples table** to find examples of the film techniques used in each version.
3. Choose which three main similarities or differences to focus on. Write your **thesis statement**.
4. Plan your essay. Use the planning tools provided to make sure your essay has the correct format and each paragraph is structured correctly.
5. Write a draft of your essay, proofread, and submit for checking. Make changes based on feedback and submit a final copy.



MARKING RUBRIC

Performance Standards:	A	B	C	D
Introduction paragraph: <ul style="list-style-type: none"> Contains a hook and some background information to introduce the topic. Contains a clear thesis statement stating whether the essay will mainly focus on similarities, mainly differences, or both. Contains a brief summary of the 3 main points of comparison that will be covered in the essay. 				
Body paragraphs: <ul style="list-style-type: none"> Paragraphs are structured correctly in PEEL format. Each must contain a point, an example from each film, an explanation of each example, and a link. Examples are well chosen and specific, clearly demonstrating the selected technique. Explanations are clear and detailed, describing how these techniques have been used to portray Chinese culture. 				
Conclusion: <ul style="list-style-type: none"> Repeats the thesis statement and summary of 3 main points (in different words to introduction). Concludes with takeaway message or final point about the two films. 				
Language & Editing: <ul style="list-style-type: none"> Uses academic language correctly – no 1st person, slang, contractions, numerals etc Uses nominalised verbs Proof-read and edited with no errors in punctuation, spelling, grammar, capitalisation etc 				

YEAR 9 ENGLISH: COMPARATIVE ESSAY

Disney's *Mulan* (1998) vs Disney's *Mulan* (2020)

Due date: 7 March 2024 ✨ Word count: 700

Essay question: Compare and contrast how the film techniques in Disney's *Mulan* (1998) and *Mulan* (2020) have been used to portray Chinese culture.

Instructions:

1. Watch both films, taking notice of similarities and differences. Remember, you are looking specifically at **film techniques**: cinematography (camera work e.g. shots, angles, focus, movement), mise-en-scene (visual elements e.g. lighting, sets, props, costumes), sound, and editing and **how they have been used** to portray Chinese culture.
2. Do the Venn Diagram **group activity** to brainstorm the main differences and fill out the **examples table** to find examples of the film techniques used in each version.
3. Choose which three main similarities or differences to focus on. Write your **thesis statement**.
4. Plan your essay. Use the planning tools provided to make sure your essay has the correct format and each paragraph is structured correctly.
5. Write a draft of your essay, proofread, and submit for checking. Make changes based on feedback and submit a final copy.



MARKING RUBRIC

Performance Standards:	A	B	C	D
Introduction paragraph: <ul style="list-style-type: none"> Contains a hook and some background information to introduce the topic. Contains a clear thesis statement stating whether the essay will mainly focus on similarities, mainly differences, or both. Contains a brief summary of the 3 main points of comparison that will be covered in the essay. 				
Body paragraphs: <ul style="list-style-type: none"> Paragraphs are structured correctly in PEEL format. Each must contain a point, an example from each film, an explanation of each example, and a link. Examples are well chosen and specific, clearly demonstrating the selected technique. Explanations are clear and detailed, describing how these techniques have been used to portray Chinese culture. 				
Conclusion: <ul style="list-style-type: none"> Repeats the thesis statement and summary of 3 main points (in different words to introduction). Concludes with takeaway message or final point about the two films. 				
Language & Editing: <ul style="list-style-type: none"> Uses academic language correctly – no 1st person, slang, contractions, numerals etc Uses nominalised verbs Proof-read and edited with no errors in punctuation, spelling, grammar, capitalisation etc 				

YEAR 9 ENGLISH: COMPARATIVE ESSAY


Disney's *Mulan* (1998) vs Disney's *Mulan* (2020)

Due date: 7 March 2024 ✨ Word count: 700

Essay question: Compare and contrast how the film techniques in Disney's *Mulan* (1998) and *Mulan* (2020) have been used to portray Chinese culture.

Instructions:

1. Watch both films, taking notice of similarities and differences. Remember, you are looking specifically at **film techniques**: cinematography (camera work e.g. shots, angles, focus, movement), mise-en-scene (visual elements e.g. lighting, sets, props, costumes), sound, and editing and **how they have been used** to portray Chinese culture.
2. Do the Venn Diagram **group activity** to brainstorm the main differences and fill out the **examples table** to find examples of the film techniques used in each version.
3. Choose which three main similarities or differences to focus on. Write your **thesis statement**.
4. Plan your essay. Use the planning tools provided to make sure your essay has the correct format and each paragraph is structured correctly.
5. Write a draft of your essay, proofread, and submit for checking. Make changes based on feedback and submit a final copy.



MARKING RUBRIC

Performance Standards:	A	B	C	D
Introduction paragraph: <ul style="list-style-type: none"> Contains a hook and some background information to introduce the topic. Contains a clear thesis statement stating whether the essay will mainly focus on similarities, mainly differences, or both. Contains a brief summary of the 3 main points of comparison that will be covered in the essay. 				
Body paragraphs: <ul style="list-style-type: none"> Paragraphs are structured correctly in PEEL format. Each must contain a point, an example from each film, an explanation of each example, and a link. Examples are well chosen and specific, clearly demonstrating the selected technique. Explanations are clear and detailed, describing how these techniques have been used to portray Chinese culture. 				
Conclusion: <ul style="list-style-type: none"> Repeats the thesis statement and summary of 3 main points (in different words to introduction). Concludes with takeaway message or final point about the two films. 				
Language & Editing: <ul style="list-style-type: none"> Uses academic language correctly – no 1st person, slang, contractions, numerals etc Uses nominalised verbs Proof-read and edited with no errors in punctuation, spelling, grammar, capitalisation etc 				

YEAR 9 ENGLISH: COMPARATIVE ESSAY

Disney's *Mulan* (1998) vs Disney's *Mulan* (2020)

Due date: 7 March 2024 ✨ Word count: 700

Essay question: Compare and contrast how the film techniques in Disney's *Mulan* (1998) and *Mulan* (2020) have been used to portray Chinese culture.

Instructions:

1. Watch both films, taking notice of similarities and differences. Remember, you are looking specifically at **film techniques**: cinematography (camera work e.g. shots, angles, focus, movement), mise-en-scene (visual elements e.g. lighting, sets, props, costumes), sound, and editing and **how they have been used** to portray Chinese culture.
2. Do the Venn Diagram **group activity** to brainstorm the main differences and fill out the **examples table** to find examples of the film techniques used in each version.
3. Choose which three main similarities or differences to focus on. Write your **thesis statement**.
4. Plan your essay. Use the planning tools provided to make sure your essay has the correct format and each paragraph is structured correctly.
5. Write a draft of your essay, proofread, and submit for checking. Make changes based on feedback and submit a final copy.



MARKING RUBRIC

Performance Standards:	A	B	C	D
Introduction paragraph: <ul style="list-style-type: none"> Contains a hook and some background information to introduce the topic. Contains a clear thesis statement stating whether the essay will mainly focus on similarities, mainly differences, or both. Contains a brief summary of the 3 main points of comparison that will be covered in the essay. 				
Body paragraphs: <ul style="list-style-type: none"> Paragraphs are structured correctly in PEEL format. Each must contain a point, an example from each film, an explanation of each example, and a link. Examples are well chosen and specific, clearly demonstrating the selected technique. Explanations are clear and detailed, describing how these techniques have been used to portray Chinese culture. 				
Conclusion: <ul style="list-style-type: none"> Repeats the thesis statement and summary of 3 main points (in different words to introduction). Concludes with takeaway message or final point about the two films. 				
Language & Editing: <ul style="list-style-type: none"> Uses academic language correctly – no 1st person, slang, contractions, numerals etc Uses nominalised verbs Proof-read and edited with no errors in punctuation, spelling, grammar, capitalisation etc 				

YEAR 9 ENGLISH: COMPARATIVE ESSAY


Disney's *Mulan* (1998) vs Disney's *Mulan* (2020)

Due date: 7 March 2024 ✨ Word count: 700

Essay question: Compare and contrast how the film techniques in Disney's *Mulan* (1998) and *Mulan* (2020) have been used to portray Chinese culture.

Instructions:

1. Watch both films, taking notice of similarities and differences. Remember, you are looking specifically at **film techniques**: cinematography (camera work e.g. shots, angles, focus, movement), mise-en-scene (visual elements e.g. lighting, sets, props, costumes), sound, and editing and **how they have been used** to portray Chinese culture.
2. Do the Venn Diagram **group activity** to brainstorm the main differences and fill out the **examples table** to find examples of the film techniques used in each version.
3. Choose which three main similarities or differences to focus on. Write your **thesis statement**.
4. Plan your essay. Use the planning tools provided to make sure your essay has the correct format and each paragraph is structured correctly.
5. Write a draft of your essay, proofread, and submit for checking. Make changes based on feedback and submit a final copy.



MARKING RUBRIC

Performance Standards:	A	B	C	D
Introduction paragraph: <ul style="list-style-type: none"> Contains a hook and some background information to introduce the topic. Contains a clear thesis statement stating whether the essay will mainly focus on similarities, mainly differences, or both. Contains a brief summary of the 3 main points of comparison that will be covered in the essay. 				
Body paragraphs: <ul style="list-style-type: none"> Paragraphs are structured correctly in PEEL format. Each must contain a point, an example from each film, an explanation of each example, and a link. Examples are well chosen and specific, clearly demonstrating the selected technique. Explanations are clear and detailed, describing how these techniques have been used to portray Chinese culture. 				
Conclusion: <ul style="list-style-type: none"> Repeats the thesis statement and summary of 3 main points (in different words to introduction). Concludes with takeaway message or final point about the two films. 				
Language & Editing: <ul style="list-style-type: none"> Uses academic language correctly – no 1st person, slang, contractions, numerals etc Uses nominalised verbs Proof-read and edited with no errors in punctuation, spelling, grammar, capitalisation etc 				

YEAR 9 ENGLISH: COMPARATIVE ESSAY

Disney's *Mulan* (1998) vs Disney's *Mulan* (2020)

Due date: 7 March 2024 ✨ Word count: 700

Essay question: Compare and contrast how the film techniques in Disney's *Mulan* (1998) and *Mulan* (2020) have been used to portray Chinese culture.

Instructions:

1. Watch both films, taking notice of similarities and differences. Remember, you are looking specifically at **film techniques**: cinematography (camera work e.g. shots, angles, focus, movement), mise-en-scene (visual elements e.g. lighting, sets, props, costumes), sound, and editing and **how they have been used** to portray Chinese culture.
2. Do the Venn Diagram **group activity** to brainstorm the main differences and fill out the **examples table** to find examples of the film techniques used in each version.
3. Choose which three main similarities or differences to focus on. Write your **thesis statement**.
4. Plan your essay. Use the planning tools provided to make sure your essay has the correct format and each paragraph is structured correctly.
5. Write a draft of your essay, proofread, and submit for checking. Make changes based on feedback and submit a final copy.



MARKING RUBRIC

Performance Standards:	A	B	C	D
Introduction paragraph: <ul style="list-style-type: none"> Contains a hook and some background information to introduce the topic. Contains a clear thesis statement stating whether the essay will mainly focus on similarities, mainly differences, or both. Contains a brief summary of the 3 main points of comparison that will be covered in the essay. 				
Body paragraphs: <ul style="list-style-type: none"> Paragraphs are structured correctly in PEEL format. Each must contain a point, an example from each film, an explanation of each example, and a link. Examples are well chosen and specific, clearly demonstrating the selected technique. Explanations are clear and detailed, describing how these techniques have been used to portray Chinese culture. 				
Conclusion: <ul style="list-style-type: none"> Repeats the thesis statement and summary of 3 main points (in different words to introduction). Concludes with takeaway message or final point about the two films. 				
Language & Editing: <ul style="list-style-type: none"> Uses academic language correctly – no 1st person, slang, contractions, numerals etc Uses nominalised verbs Proof-read and edited with no errors in punctuation, spelling, grammar, capitalisation etc 				

YEAR 9 ENGLISH: COMPARATIVE ESSAY


Disney's *Mulan* (1998) vs Disney's *Mulan* (2020)

Due date: 7 March 2024 ✨ Word count: 700

Essay question: Compare and contrast how the film techniques in Disney's *Mulan* (1998) and *Mulan* (2020) have been used to portray Chinese culture.

Instructions:

1. Watch both films, taking notice of similarities and differences. Remember, you are looking specifically at **film techniques**: cinematography (camera work e.g. shots, angles, focus, movement), mise-en-scene (visual elements e.g. lighting, sets, props, costumes), sound, and editing and **how they have been used** to portray Chinese culture.
2. Do the Venn Diagram **group activity** to brainstorm the main differences and fill out the **examples table** to find examples of the film techniques used in each version.
3. Choose which three main similarities or differences to focus on. Write your **thesis statement**.
4. Plan your essay. Use the planning tools provided to make sure your essay has the correct format and each paragraph is structured correctly.
5. Write a draft of your essay, proofread, and submit for checking. Make changes based on feedback and submit a final copy.



MARKING RUBRIC

Performance Standards:	A	B	C	D
Introduction paragraph: <ul style="list-style-type: none"> Contains a hook and some background information to introduce the topic. Contains a clear thesis statement stating whether the essay will mainly focus on similarities, mainly differences, or both. Contains a brief summary of the 3 main points of comparison that will be covered in the essay. 				
Body paragraphs: <ul style="list-style-type: none"> Paragraphs are structured correctly in PEEL format. Each must contain a point, an example from each film, an explanation of each example, and a link. Examples are well chosen and specific, clearly demonstrating the selected technique. Explanations are clear and detailed, describing how these techniques have been used to portray Chinese culture. 				
Conclusion: <ul style="list-style-type: none"> Repeats the thesis statement and summary of 3 main points (in different words to introduction). Concludes with takeaway message or final point about the two films. 				
Language & Editing: <ul style="list-style-type: none"> Uses academic language correctly – no 1st person, slang, contractions, numerals etc Uses nominalised verbs Proof-read and edited with no errors in punctuation, spelling, grammar, capitalisation etc 				