






















Name:

## SYMBOLS WORKSHEET

In the table below, write down any ideas or meanings that you attach to the symbols in the left-hand column. Remember: think PAST the literal, physical details! Don't just write 'bird' or 'dove'. Think about the ideas, concepts, or underlying messages that the object might represent or symbolise. The first one has been done for you as an example.

Symbol	Meaning or Ideas
	<i>Peace, end of conflict, Noah's Ark, flight, freedom, purity, innocence</i>
	
	
	
	
	
	
	
The colour green	
	
	
	

Name:

	
The colour blue	
	
	
	
	
The colour black	
	
	
	
The colour yellow	
	
	
The colour purple	